














**Department of Environment and Natural Resources**  
**STATEMENT OF APPROPRIATIONS, ALLOTMENTS, OBLIGATIONS, DISBURSEMENTS AND BALANCES**  
 As of the Quarter Ending DECEMBER 31, 2019  
 FUND 101 - CURRENT

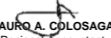
Department : ENVIRONMENT AND NATURAL RESOURCES  
 Agency : OFFICE OF THE SECRETARY  
 Operating Unit : REGION 2 SUMMARY  
 Organization Code (UAC): 10 001 00 00000  
 Funding Source Code (A): 01 1 01 101


FAR No. 1


Current Year Appropriations  
 Supplemental Appropriations  
 Continuing Appropriations

PROGRAM / ACTIVITY / PROJECT (1)	UACS CODE (2)	TOTAL																					
		APPROPRIATIONS			ALLOTMENTS			CURRENT YEAR OBLIGATIONS					CURRENT YEAR DISBURSEMENTS				BALANCES						
		Authorized Appropriations (3)	Adjustments (Transfer To) From, Realignment (4)	Adjusted Appropriations 5=(3+4)	Allotment Received (6)	Adjustments (Withdrawals, Realignment) (7)	(Transfer To) (8)	Transfer From (9)	Adjusted Total Allotments 10=(6+(-7)+9)	1st Quarter Ending March 31 (11)	2nd Quarter Ending June 30 (12)	3rd Quarter Ending Sept 30 (13)	4th Quarter Ending Dec 31 (14)	Total (15=11+12+13+14)	1st Quarter Ending March 31 (16)	2nd Quarter Ending June 30 (17)	3rd Quarter Ending Sept 30 (18)	4th Quarter Ending Dec 31 (19)	Total (20=16+17+18+19)	Unreleased Appropriations 21=(5-10)	Unobligated Allotments 22=(10-15)	Due and Demandable (23)	Not Yet Due and Demandable (24)
<b>GRAND TOTAL</b>		875,400,000.00	77,034,006.00	952,434,006.00	898,492,733.00	-	(39,702,666.00)	91,137,434.00	949,927,501.00	145,571,731.8700	320,981,739.6800	202,506,957.1000	272,040,072.3500	941,100,501.0000	120,390,246.6600	189,811,617.9600	235,800,439.0400	348,145,195.2800	894,147,498.9400	2,506,505.0000	8,827,000.0000	15,146,645.0600	31,806,357.0000
<b>PERSONNEL SERVICES</b>	5010000000	483,408,000.00	65,320,402.00	548,728,402.00	506,500,733.00	27,229,164.00	(26,278,698.00)	38,770,698.00	546,221,897.00	106,285,433.2500	134,852,676.9400	101,169,807.5600	203,913,979.2500	546,221,897.0000	105,888,465.8900	133,666,507.3100	101,962,338.1000	201,150,505.2300	542,667,816.5300	2,506,505.0000	-	3,554,080.4700	0.0000
REGULAR	5010000000	444,778,000.00	64,913,402.00	509,691,402.00	467,870,733.00	27,229,164.00	(25,879,698.00)	37,964,698.00	507,184,897.00	96,790,060.0100	125,167,517.9600	91,790,628.8800	193,436,690.1500	507,184,897.0000	96,393,092.6500	124,078,102.7700	92,527,204.9800	190,773,213.2500	503,771,613.6500	2,506,505.0000	-	3,413,283.3500	0.0000
RLIP	5010301000	38,630,000.00	407,000.00	39,037,000.00	38,630,000.00	-	(399,000.00)	806,000.00	39,037,000.00	9,495,373.2400	9,685,158.9800	9,379,178.6800	10,477,289.1000	39,037,000.0000	9,495,373.2400	9,588,404.5400	9,435,133.1200	10,377,291.9800	38,896,202.8800	-	-	140,797.1200	0.0000
MAINTENANCE AND OTH	5020000000	233,252,000.00	(4,282,396.00)	228,969,604.00	233,252,000.00	(27,229,164.00)	(12,953,968.00)	35,900,736.00	228,969,604.00	37,792,448.6200	46,083,435.6000	76,579,445.9500	59,687,273.8300	220,142,604.0000	13,650,080.7700	42,901,256.5000	59,343,240.8900	80,760,948.8200	196,655,526.9800	-	8,827,000.0000	6,195,628.0000	17,291,248.3300
CAPITAL OUTLAYS	5060000000	158,740,000.00	15,996,000.00	174,736,000.00	158,740,000.00	-	(470,000.00)	16,466,000.00	174,736,000.00	1,493,850.0000	140,045,627.1400	24,757,703.5900	8,438,819.2700	174,736,000.0000	851,700.0000	13,243,854.1500	74,494,860.0500	66,233,741.2300	154,824,155.4300	-	-	5,396,736.5000	14,515,108.0700
FINANCIAL EXPENSES	5030000000	-	-	-	-	-	-	-	-	-	-	-	-	-	-	-	-	-	-	-	-	-	(0.0000)
<b>GRAND TOTAL - FAR 1 A</b>		875,400,000.0000	77,034,006.0000	952,434,006.0000	898,492,733.0000	-	(39,702,666.0000)	91,137,434.0000	949,927,501.0000	145,571,731.8700	320,981,739.6800	202,506,957.1000	272,040,072.3500	941,100,501.0000	120,390,246.6600	189,811,617.9600	235,800,439.0400	348,145,195.2800	894,147,498.9400	2,506,505.0000	8,827,000.0000	15,146,645.0600	31,806,357.0000
<b>PERSONNEL SERVICES</b>	5010000000	483,408,000.0000	65,320,402.0000	548,728,402.0000	506,500,733.0000	27,229,164.0000	(26,278,698.0000)	38,770,698.0000	546,221,897.0000	106,285,433.2500	134,852,676.9400	101,169,807.5600	203,913,979.2500	546,221,897.0000	105,888,465.8900	133,666,507.3100	101,962,338.1000	201,150,505.2300	542,667,816.5300	2,506,505.0000	-	3,554,080.4700	(0.0000)
REGULAR	5010000000	444,778,000.0000	64,913,402.0000	509,691,402.0000	467,870,733.0000	27,229,164.0000	(25,879,698.0000)	37,964,698.0000	507,184,897.0000	96,790,060.0100	125,167,517.9600	91,790,628.8800	193,436,690.1500	507,184,897.0000	96,393,092.6500	124,078,102.7700	92,527,204.9800	190,773,213.2500	503,771,613.6500	2,506,505.0000	-	3,413,283.3500	(0.0000)
RLIP	5010301000	38,630,000.0000	407,000.0000	39,037,000.0000	38,630,000.0000	-	(399,000.0000)	806,000.0000	39,037,000.0000	9,495,373.2400	9,685,158.9800	9,379,178.6800	10,477,289.1000	39,037,000.0000	9,495,373.2400	9,588,404.5400	9,435,133.1200	10,377,291.9800	38,896,202.8800	-	-	140,797.1200	0.0000
MAINTENANCE AND OTH	5020000000	233,252,000.0000	(4,282,396.0000)	228,969,604.0000	233,252,000.0000	(27,229,164.0000)	(12,953,968.0000)	35,900,736.0000	228,969,604.0000	37,792,448.6200	46,083,435.6000	76,579,445.9500	59,687,273.8300	220,142,604.0000	13,650,080.7700	42,901,256.5000	59,343,240.8900	80,760,948.8200	196,655,526.9800	-	8,827,000.0000	6,195,628.0000	17,291,248.3300
CAPITAL OUTLAYS	5060000000	158,740,000.0000	15,996,000.0000	174,736,000.0000	158,740,000.0000	-	(470,000.0000)	16,466,000.0000	174,736,000.0000	1,493,850.0000	140,045,627.1400	24,757,703.5900	8,438,819.2700	174,736,000.0000	851,700.0000	13,243,854.1500	74,494,860.0500	66,233,741.2300	154,824,155.4300	-	-	5,396,736.5000	14,515,108.0700
FINANCIAL EXPENSES	5030000000	-	-	-	-	-	-	-	-	-	-	-	-	-	-	-	-	-	-	-	-	-	(0.0000)
<b>VARIANCE</b>		-	-	-	-	-	-	-	-	-	-	-	-	-	-	-	-	-	-	-	-	-	(0.0000)
<b>PERSONNEL SERVICES</b>	5010000000	-	-	-	-	-	-	-	-	-	-	-	-	-	-	-	-	-	-	-	-	-	(0.0000)
REGULAR	5010000000	-	-	-	-	-	-	-	-	-	-	-	-	-	-	-	-	-	-	-	-	-	(0.0000)
RLIP	5010301000	-	-	-	-	-	-	-	-	-	-	-	-	-	-	-	-	-	-	-	-	-	0.0000
MAINTENANCE AND OTH	5020000000	-	-	-	-	-	-	-	-	-	-	-	-	-	-	-	-	-	-	-	-	-	-
CAPITAL OUTLAYS	5060000000	-	-	-	-	-	-	-	-	-	-	-	-	-	-	-	-	-	-	-	-	-	-
FINANCIAL EXPENSES	5030000000	-	-	-	-	-	-	-	-	-	-	-	-	-	-	-	-	-	-	-	-	-	-

Prepared by:   
 CATALINA F. PINSON  
 Supervising Administrative Officer

  
 LAURIO A. COLOSAGA  
 Regional Accountant

Certified Correct:  
  
 ROMMEL S. VALDEZ  
 Chief, Finance Division

Approved by:  
  
 ATTY. ANJO M. AGAWAG, CESO IV  
 OIC, Regional Executive Director